

Travel Health & Safety Series – January 7, 2021

INTERNATIONAL TRAVEL





SABRINA KRONK

SABRINA.KRONK@VANDERBILT.EDU

Vanderbilt Travel Manager

ANDREA BORDEAU

ANDREA.M.BORDEAU@VANDERBILT.EDU

Global Safety and Security
Manager

TANDRA MARTIN

TANDRA.MARTIN@VANDERBILT.EDU

Global Safety and Security
Coordinator

MARQUES TABB

MARQUES.TABB@AA.COM

BNA Station Administrator

SESSION OVERVIEW

1. Exit Considerations
2. Before You Go – Best Practices
3. Navigating the new BNA & TSA
4. Airline Health & Safety Protocols
5. Nashville Arrival
6. Global Safety Resources
7. Wrap-Up and Questions

VIABILITY OF TRAVEL

EXIT CONSIDERATIONS

- Check if your airline **requires any health information, testing, or other documents.**
- Consult the [U.S. Department of State Consular Affairs Country information page](#) for your place of origin to see if there are any specific exit requirements.
 - e.g. self declaration forms, testing, etc.
- Be sure you have consulted with the office of International Student and Scholar Services (ISSS) to review required visas and other entry documentation.
- Travelers prohibited entry to the United States
 - With specific exceptions, foreign nationals who have been in any of the following countries during the past 14 days may not enter the United States: China, Iran, European Schengen area, United Kingdom, Republic of Ireland, and Brazil.
 - These proclamations do not apply to U.S. citizens or lawful permanent residents.
 - More information on the presidential proclamations can be found on the U.S. Department of State's [website](#).

NATIONAL POLICY CHANGES

- The U.S. Centers for Disease Control (CDC) changed the recommended time for quarantine of close contacts from 7 to 10 days, down from the 14-day requirement.
 - CDC recommends 7 days with a negative test and 10 days with no test
- The CDC updated its coronavirus travel health notices to include 4 risk levels (previously 3) to better align with the U.S. Department of State's 4 level rating system.
- The CDC issued new testing recommendations specifically for international air travel.

BEST PRACTICES PRIOR TO TRAVEL

PREPARATION

- Take steps to reduce **higher-risk activities for 14 days before your trip.**
- Take everyday precautions like wearing masks, social distancing, and washing your hands. Avoid the following activities that can put you at higher risk for COVID-19:
 - Going to a large social gathering like a wedding, funeral, or party.
 - Attending a mass gathering like a sporting event, concert, or parade.
 - Being in crowds like in restaurants, bars, fitness centers, or movie theaters.
- Travel Restriction Databases
 - Many airlines have developed websites or databases for passengers to check local restrictions for their destination
- Some major airlines are asking passengers to provide contact tracing information, e.g. United Airlines (domestic), Delta airlines incoming international passengers

INTERNATIONAL TRAVEL TESTING RECOMMENDATIONS

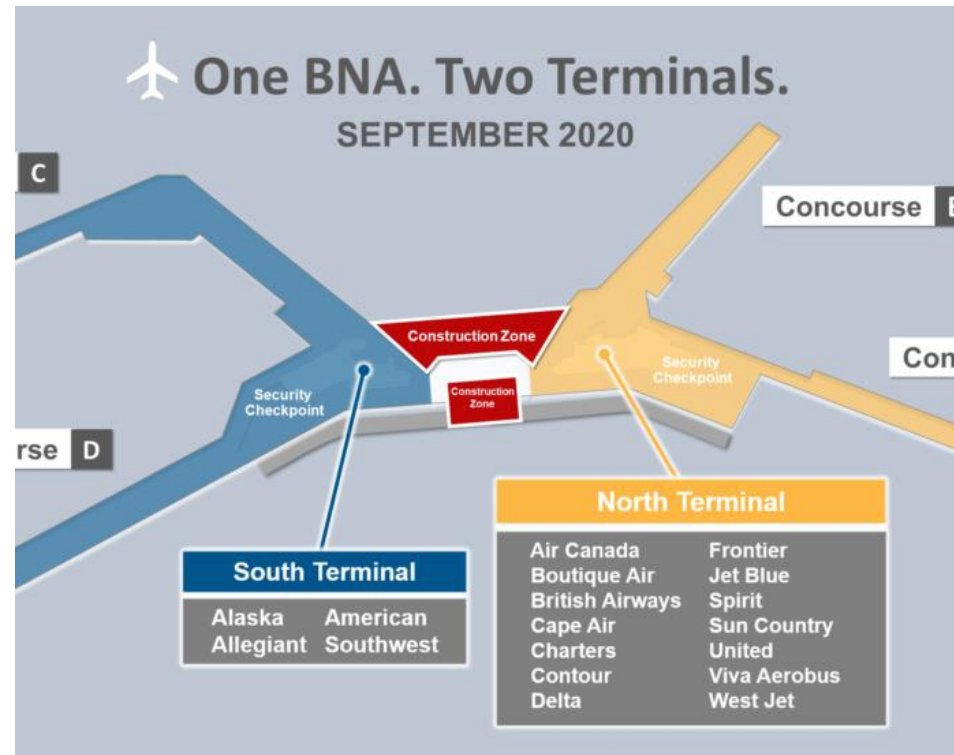
- Testing before and after travel can reduce the risk of spreading COVID-19. Testing does not eliminate all risk, but when paired with a period of staying at home and everyday precautions like wearing masks and social distancing, it can make travel safer by reducing spread on planes, in airports, and at destinations.
- Get tested 1-3 days before your flight.
- Get tested 3-5 days after travel **AND** stay home for 7 days after travel.
 - Even if you test negative, stay home for the full 7 days.
 - If you don't get tested, it's safest to stay home for 10 days after travel.
- Delay travel if you are waiting on test results.

NAVIGATING THE NEW BNA & TSA



NASHVILLE AIRPORT EXPANSION

- Currently operating as a two terminal airport on the arrivals level.
- Baggage claim level is still accessible.




BNA ADDRESSES COVID-19

- Face coverings/masks are required to be worn in the terminal.
- An enhanced 24-hour/365-day program that adheres to CDC guidelines, including focused cleaning and disinfecting touchpoints using an EPA-approved cleaning agent.
- Restrooms are closed every two hours for cleaning and disinfecting.
- Hand sanitizers (62% alcohol) are located in the terminal.
- Airline gate areas are cleaned regularly throughout the day, including following the last flight.
- Ventilation systems are cleaned on a defined schedule.



UPDATED TSA PROCEDURES

- TSA has worked to reduce the touchpoints with TSA agents.
- At BNA, departing passengers are scanning their own boarding passes and other travel documents. You might expect the same at your departure airport.
- Agents may be located behind new plexiglass installations.
- TSA is also using new machines to allow liquids to stay in bags.



TSA: KNOW BEFORE YOU GO

Face Coverings and Social Distancing



Travelers should wear face coverings. Travelers who require an accommodation due to a disability or medical condition should alert the TSA officer.

Travelers may have to adjust their masks for ID verification or remove for secondary screening.

TSA officers are required to wear face coverings and gloves.

Phased installation of plastic shielding at points of interaction between passengers and TSA officers. (e.g., checkpoint, checked baggage drop-off, etc.)

Reduced Physical Contact



Travelers keep possession of their IDs and boarding passes, place on the reader, and hold up for visual inspection.



Remove belts and all items from pockets and put them in carry-ons instead of bins.*



Remove food items from carry-on bags and place in bin for screening.*



Travelers may be directed outside of the checkpoint to remove or repack items (e.g., laptops, liquids, gels, aerosols and large electronics).



*Does not apply to TSA PreCheck™ members.

Cleaning and Disinfecting



TSA is allowing one liquid hand sanitizer container, up to 12 ounces per passenger, in carry-on bags.



TSA officers will change their gloves with each pat-down and upon passenger request.



New Explosives Trace Detection swab used for each person.



Increased cleaning and disinfecting of frequently touched surfaces and security screening equipment, including bins.



SPRING SEMESTER RETURN TO BNA

- Baggage claim will not be affected by the terminal split.
- Under construction. One section is new and one remains the same.
- Signage will direct you to the correct carousel.



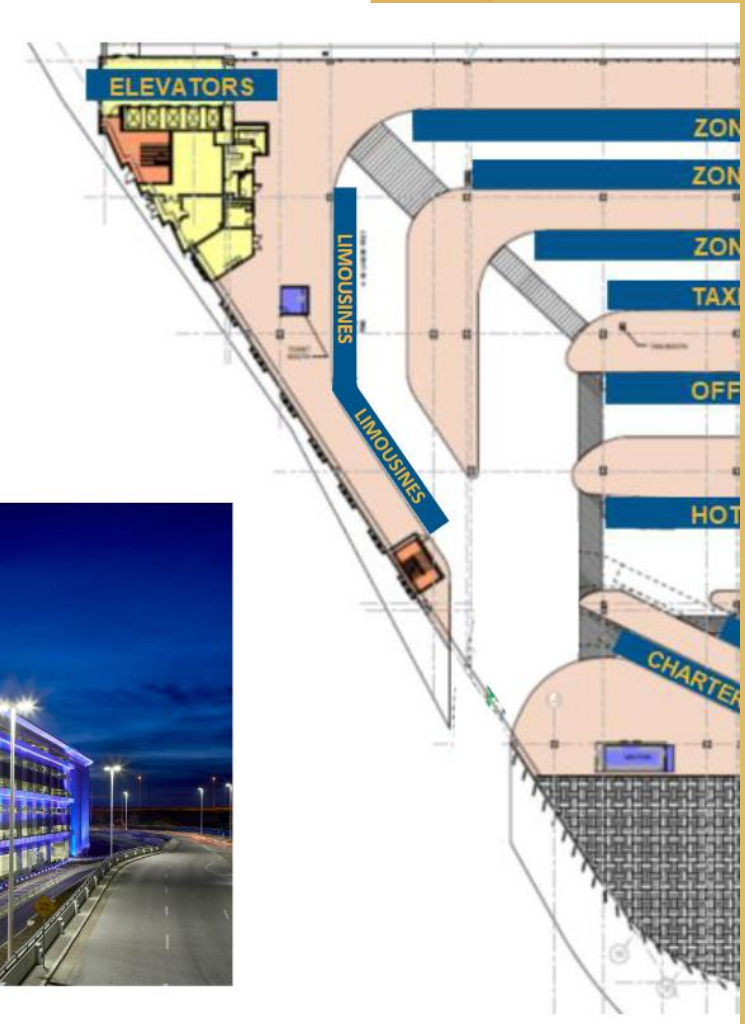
GROUND TRANSPORTATION: WHERE DO PASSENGERS GET PICKED UP?

- If a friend is meeting you, go right outside the Baggage Claim area for curbside pick-up at the terminal.
- If you're catching a ride with Uber, Lyft, or a taxi, head to the Ground Transportation Center on Level 1 of Terminal Garage 2.



RIDESHARE PICK UP


- Rideshare vehicles (Uber/Lyft) & taxis pick up at the Ground Transportation Center, Level 1 of Terminal Garage 2.
- Lyft Picks up in Ride App Zone A
- Uber Picks up in Ride App Zones B & C
- Directions to Ground Transportation Center:
 - Exit the Main Terminal on Level 1 and turn right.
 - Follow the sidewalk and pedestrian canopy to Terminal Garage 2.
 - Overhead signs will direct you.
 - Ground Transportation Center is on Level 1.



RIDESHARE SAFETY

- To keep yourself safe, practice the following:
 - Wear a face mask and ride in the rear seat of the vehicle.
 - Keep a window open for the duration of the journey.
 - Handle your own luggage and wipe down your personal items after reaching your destination.

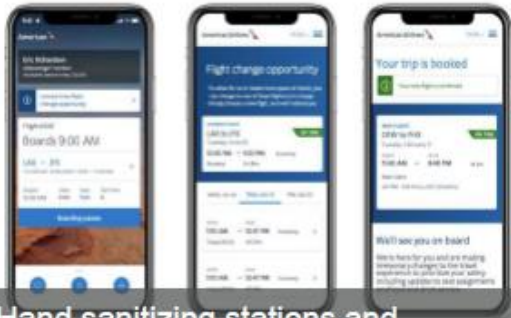
AIRLINE HEALTH AND SAFETY PROTOCOLS



AIR TRAVEL – PERSONAL PREPARATION

- Check with your airline about check-in/boarding procedures, when allowed **check-in online and/or use an electronic ticket.**
 - Download the app for your airline(s) and prepare mobile boarding passes. Make sure your phone is charged!
- Allow yourself more time before departure to account for increased wait times.
- Maintain a safe distance from other passengers and airport staff.
- Wear a face mask at all times.
- Pack hand sanitizer and disinfectant wipes in your carry on. Once on your flight, clean your tray table, window shade, armrests, and seat during boarding.
- Remain in your seat as much as possible and minimize movement around the cabin.
- Turn on the air vent above your seat.
- Consider bringing your own food and beverages.
- Review the Global Safety website to check your specific airline's covid-19 policies.

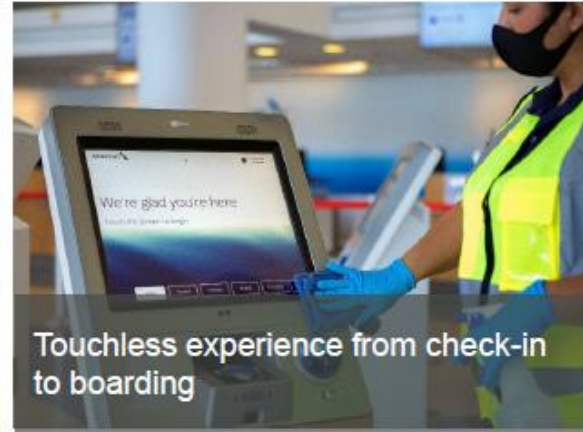
Our Clean Commitment throughout your travel journey



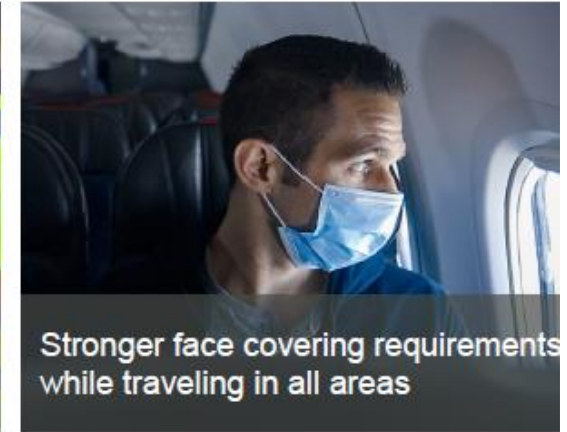
Hand sanitizing stations and technology enhancements to give you more control



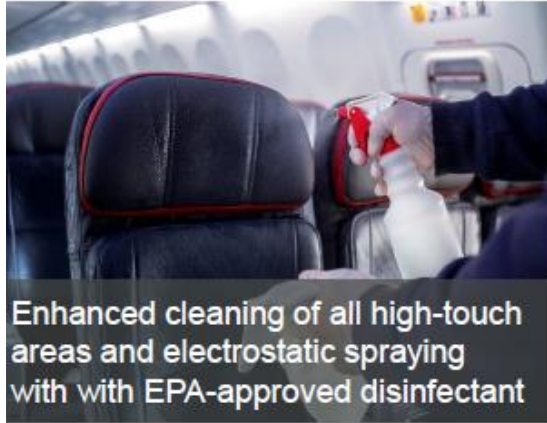
Plexiglass shields, COVID-19 symptom check-list



Touchless experience from check-in to boarding



Stronger face covering requirements while traveling in all areas



Enhanced cleaning of all high-touch areas and electrostatic spraying with with EPA-approved disinfectant



Starting to treat our planes with SurfaceWise®2, a breakthrough protection for killing of coronaviruses



HEPA filters to refresh cabin air removing 99.97% of airborne particles



Continue guidance from our Travel Health Advisory Panel and pursuing GBAC STAR™ accreditation



ARRIVING IN NASHVILLE

RETURNING AFTER INTERNATIONAL TRAVEL

- Because the CDC does not currently require a 10-day quarantine period for travelers to the United States from abroad, **Vanderbilt will not require this for students who are abroad during the winter break and plan to arrive for in-person on-campus activities for the spring semester.**
- However, a quarantine is required if the person was exposed to the virus during travel. **If the CDC or other local guidelines change for travelers from abroad before students return, the university will implement those changes.**
- The university currently plans for all students, whether returning to campus from abroad or from locations within the United States, to follow all of the same arrival protocols for the spring semester.
- Please reference the Return to Campus website or any emails you have received for your arrival testing protocol and scheduling.
 - Undergraduate students should receive an email the week of Jan. 11 from URO
 - Graduate and professional students will receive an email from their school the week of January 4 or 11 with details on arrival testing.
- Students will be required to **“shelter in place” at their residences** until they receive a negative result. Shelter in place means that you must not participate in in-person campus activities, including classes or group activities, until a negative test result.

LOCAL ACCOMMODATION OPTIONS

Below is a list of options to stay locally if you will be arriving prior to move-in

Hotel Property	Rate	Check In Date	Discount Code
Holiday Inn Vanderbilt <i>*A Vanderbilt-preferred hotel</i> 2613 West End Ave, Nashville • Short term booking (less than 5 days) • Long term booking (more than 5 days)	\$50 for longer than 5 days \$75 for shorter than 5 days	08/01/2020 - 05/30/2021	INT
Hayes Street Hotel 1909 Hayes St, Nashville	\$79	07/15/2020 - 02/14/2021	STUDENT
Hilton Garden Inn Nashville Vanderbilt 1715 Broadway, Nashville	\$79	11/10/2020 - 01/25/2021	2845548
Home 2 Suites 1800 Division St, Nashville	\$69	01/09/2021 - 01/31/2021	INT
Homewood Suites by Hilton Nashville Vanderbilt 2400 West End Ave, Nashville	\$89	01/10/2021 - 02/07/2021	VUI
Hyatt House Nashville Vanderbilt 2100 Hayes St, Nashville	\$89	01/01/2021 - 05/30/2021	VUINTL
Residence Inn by Marriott Nashville Vanderbilt/West End 1801 Hayes St, Nashville	\$75	7/17/2020 - 05/10/2021	No code needed
SpringHill Suites by Marriott Nashville Vanderbilt/West End 1800 West End Ave, Nashville	\$50	7/17/2020 - 05/10/2021	No code needed

Note: The university has negotiated **special rates** with these local hotels.

GLOBAL SAFETY RESOURCES

TRAVEL REGISTRATION

- Flight itinerary travel registration through Anvil. This allows the travel office and the global safety office to track your journey.
- Two methods to register your travel with the Global Safety office:
 1. Email Parsing (preferred method)
 - Forward your original confirmation email or e-ticket directly to VanderbiltTrip@anvilgroup.com
 2. Email completed spreadsheet on the global safety website to tandra.martin@vanderbilt.edu
 - Found on the “Travel Registration” tab

VANDERBILT INCIDENT RESPONSE FOR TRAVEL (VIRT)

- The VIRT team is led by Andrea Bordeau, Global Safety and Security manager.
- VIRT provides critical, personal, and time sensitive guidance to travelers facing emergency situations while away from campus.
- For non-emergency situations, questions, or concerns email us at VIRT@vanderbilt.edu
 - e.g. missed connection, travel guidance, etc.
- **24/7 emergency line +1 615-322-2745**
 - When you call the number you will be routed through VUPS, asked to answer a few questions, indicate your location, and then you can let the dispatcher know you need to reach VIRT.

DROP-IN CONSULTATION EXTENDED HOURS

- From January 4 – January 22 you can drop-in to open office hours with Andrea and Tandra, starting at 7 a.m. and ending at 9 p.m. to ask any questions related to travel and returning to campus in January.
- Check our website for next week's schedule!

HELPFUL LINKS

- Global Safety Website: <https://www.vanderbilt.edu/global/global-safety/>
 - [Pandemic Travel Guidance](#)
 - [BNA Airline COVID-19 Policies](#)
 - [Upcoming Events and Drop-In Hours](#)
- Vanderbilt [Return to Campus website](#)
- Individual Consultations with Global Safety Team
 - Email Andrea or Tandra directly to schedule a time to meet.
- <https://coidentrycheck.com/> (allows you to check entry requirements from country of origin to destination)
- flynashville.com/nashville-airport-authority
- [Flying with a REAL ID](#)

QUESTIONS?



SABRINA KRONK

SABRINA.KRONK@VANDERBILT.EDU

Vanderbilt Travel Manager

ANDREA BORDEAU

ANDREA.M.BORDEAU@VANDERBILT.EDU

Global Safety and Security
Manager

TANDRA MARTIN

TANDRA.MARTIN@VANDERBILT.EDU

Global Safety and Security
Coordinator

MARQUES TABB

MARQUES.TABB@AA.COM

BNA Station Administrator



**THANKS FOR
JOINING!**