



VANDERBILT  UNIVERSITY

**Tools of the Mind Environmental Inventory**  
**Elizabeth Vorhaus, MEd**  
**Deanna Meador, MA**  
**Dale Farran, PhD**  
**Peabody Research Institute**  
**Vanderbilt University**  
**(2010)**

Environmental Checklist  
*Adapted from Tools of the Mind Curriculum*  
 Vorhaus, E., Meador, D., Farran, D.  
 Peabody Research Institute (2010)

Layout: Envir. Checklist View As: Preview

Teacher ID:  Observer Initials:   
 Teacher Name:  Date:  Go to:

Opening Page Centers Environmental Scan Literacy Materials Post-Scan Questions

**Did Center Time occur?**  
 Yes  No

**If Yes:**

Are centers physically defined?  
 Yes  No

Are materials in centers organized?  
 Yes  No

Number of Centers in use:

Free Play Center Time  
 Make Believe Play Center Time  
 COMBINED Free Play & Make Believe Center Time




**Behavior Management Systems**

Tangible behavior system (e.g. stickers, clothespins, red-yellow-green cards)  
 Timeout corner or isolation space  
 Classroom rules posted

Number of Rules:

Permission from author must be  
 requested to use measure

Environmental Checklist  
*Adapted from Tools of the Mind Curriculum*  
 Vorhaus, E., Meador, D., Farran, D.  
 Peabody Research Institute (2010)

Layout: Envir. Checklist View As:    Preview

Teacher ID:  Observer Initials:   
 Teacher Name:  Date:  **Go to:**

Opening Page Centers Environmental Scan Literacy Materials Post-Scan Questions

What is the classroom theme?

Check which centers in use as free play centers and which centers in use as make believe play centers.  
 Describe the theme of the make believe play centers.




Free Play	Center	Make Believe	Describe Theme
<input type="checkbox"/>	Literacy	<input type="checkbox"/>	
<input type="checkbox"/>	Housekeeping/Dramatic Play	<input type="checkbox"/>	
<input type="checkbox"/>	Blocks	<input type="checkbox"/>	
<input type="checkbox"/>	Art	<input type="checkbox"/>	
<input type="checkbox"/>	Math	<input type="checkbox"/>	
<input type="checkbox"/>	Manipulatives/Puzzles	<input type="checkbox"/>	
<input type="checkbox"/>	Writing/Fine Motor	<input type="checkbox"/>	
<input type="checkbox"/>	Science	<input type="checkbox"/>	
<input type="checkbox"/>	Listening	<input type="checkbox"/>	
<input type="checkbox"/>	Computer	<input type="checkbox"/>	
<input type="checkbox"/>	Other:	<input type="checkbox"/>	
<input type="checkbox"/>	Other:	<input type="checkbox"/>	

## Environmental Checklist

Adapted from *Tools of the Mind Curriculum*

Vorhaus, E., Meador, D., Farran, D.

Peabody Research Institute (2010)

Layout: Envir. Checklist View As:    Preview

Teacher ID:  Observer Initials:   
 Teacher Name:  Date:  **Go to:**

Opening Page Centers Environmental Scan Literacy Materials Post-Scan Questions

**Check materials accessible by children.**

Arts & Music Materials	Make Believe Play Materials	Math and Science Materials	Tools Materials
<input type="checkbox"/> Assorted Paper	<input type="checkbox"/> Animals figurines	<input type="checkbox"/> Assorted small play animals (e.g. zoo, farm, pond, jungle, ocean, forest creatures)	<input type="checkbox"/> Action prompt cards
<input type="checkbox"/> Book making materials (e.g. paper, markers, crayons, stencils, scissors, glue, etc)	<input type="checkbox"/> Cash register	<input type="checkbox"/> Balance scale	<input type="checkbox"/> Child-made props
<input type="checkbox"/> Collage materials (e.g. feathers, pom poms, craft sticks, colored pasta, yarn, etc)	<input type="checkbox"/> Costumes (e.g. doctor, fire fighter, etc)	<input type="checkbox"/> Plants (at least 1)	<input type="checkbox"/> Dry erase markers for entire class
<input type="checkbox"/> Colored pencils	<input type="checkbox"/> Doll bed, highchair, or stroller	<input type="checkbox"/> Sand and water toys (e.g. pails, scoops, animals, water wheel)	<input type="checkbox"/> ELL labels (for centers or materials)
<input type="checkbox"/> Crayons	<input type="checkbox"/> Dollhouse	<input type="checkbox"/> Small class pet	<input type="checkbox"/> Free play center labels (ex: Blocks)
<input type="checkbox"/> Glue	<input type="checkbox"/> Doctor/Vet kit	<b>Furniture &amp; Equipment</b>	<input type="checkbox"/> Individual wipe-off boards for class
<input type="checkbox"/> Markers	<input type="checkbox"/> Dress up clothes for boys and girls	<input type="checkbox"/> Cooking set, dishes, pots and pans	<input type="checkbox"/> Make-believe center labels (ex: Bakery)
<input type="checkbox"/> Painting materials (e.g. paint in assorted colors, brushes of different sizes, cups)	<input type="checkbox"/> Play foods or breads of many countries or culture (at least 2 other than mainstream U.S.)	<input type="checkbox"/> Play kitchen	<input type="checkbox"/> Math activities in non-math centers
<input type="checkbox"/> Play doh	<input type="checkbox"/> Play jewelry	<input type="checkbox"/> Sand & water table	<input type="checkbox"/> Plastic tubs to sort buddy reading books
<input type="checkbox"/> Play doh toys (e.g. baker or barber set)	<input type="checkbox"/> Play people (multicultural and differing abilities)	<b>Manipulatives</b>	<input type="checkbox"/> Role prompt cards
<input type="checkbox"/> Scissors (at least two varying types)	<input type="checkbox"/> Puppets (at least 2)	<input type="checkbox"/> Hardwood unit blocks	<input type="checkbox"/> Vocabulary words posted
<input type="checkbox"/> Rhythm instruments	<input type="checkbox"/> Shopping cart	<input type="checkbox"/> Hollow blocks	<input type="checkbox"/> Writing materials in at least 2 centers other than writing
	<input type="checkbox"/> Small playhouse with people	<input type="checkbox"/> Soft unit blocks	
	<input type="checkbox"/> Stuffed animals (at least 2)		
	<input type="checkbox"/> Telephones (at least 2)		
	<input type="checkbox"/> Traffic signs (at least 2)		
	<input type="checkbox"/> Vehicles such as cars and trucks (at least 2 sizes and 2 of each)		

Environmental Checklist  
*Adapted from Tools of the Mind Curriculum*  
 Vorhaus, E., Meador, D., Farran, D.  
 Peabody Research Institute (2010)

Layout: **Envir. Checklist** View As: Preview

Teacher ID:  Observer Initials:   
 Teacher Name:  Date:  **Go to:**


Opening Page | Centers | Environmental Scan | Literacy Materials | Post-Scan Questions

**Check literacy materials accessible to children.**

<input type="checkbox"/> Flannel board		
<input type="checkbox"/> A wide variety of books (both fiction and non-fiction)	<b>Total Number of Books:</b>	<input type="text"/>
<input type="checkbox"/> Fiction books	<b>Number of Fiction Books:</b>	<input type="text"/>
<input type="checkbox"/> Non-fiction topical books (e.g. science, cars or animal books)	<b>Number of Topical Books:</b>	<input type="text"/>
<input type="checkbox"/> Non-fiction skill books (e.g. ABCs or counting)	<b>Number of Skill Books:</b>	<input type="text"/>
<input type="checkbox"/> Books related to classroom theme	<b>Number of Theme Books:</b>	<input type="text"/>

Permission from author must be requested to use measure

Environmental Checklist  
*Adapted from Tools of the Mind Curriculum*  
Vorhaus, E., Meador, D., Farran, D.  
Peabody Research Institute (2010)

Layout: Envir. Checklist View As:  Preview

Teacher ID:  Observer Initials:   
Teacher Name:  Date:  Go to:

Opening Page Centers Environmental Scan Literacy Materials Post-Scan Questions

**Answer the following questions after completing the scan:**

Are themed books available in more than one center?  Yes  No

Are different cultures represented in books?  Yes  No

Do play materials (dolls, play people, dramatic play foods, and costumes) reflect diverse populations?  Yes  No

Have objects that are unrelated to the classroom theme been removed from centers?  Yes  No