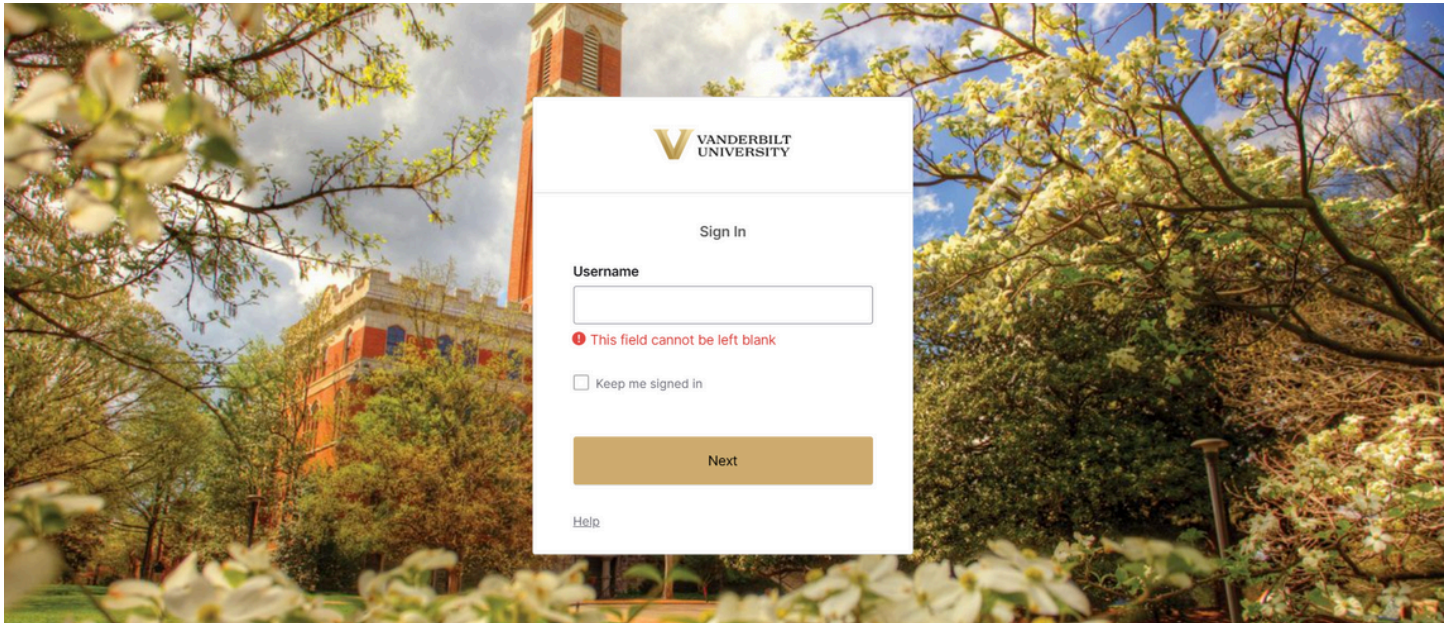



OneVU - Changing your Password

Navigate to onevu.vanderbilt.edu/account-settings/home in your browser.




Login using your **vunet ID** or @vanderbilt.edu email and click Next. Then enter your password and click verify. **Note:** This password is the same one you use with your VUnetID.

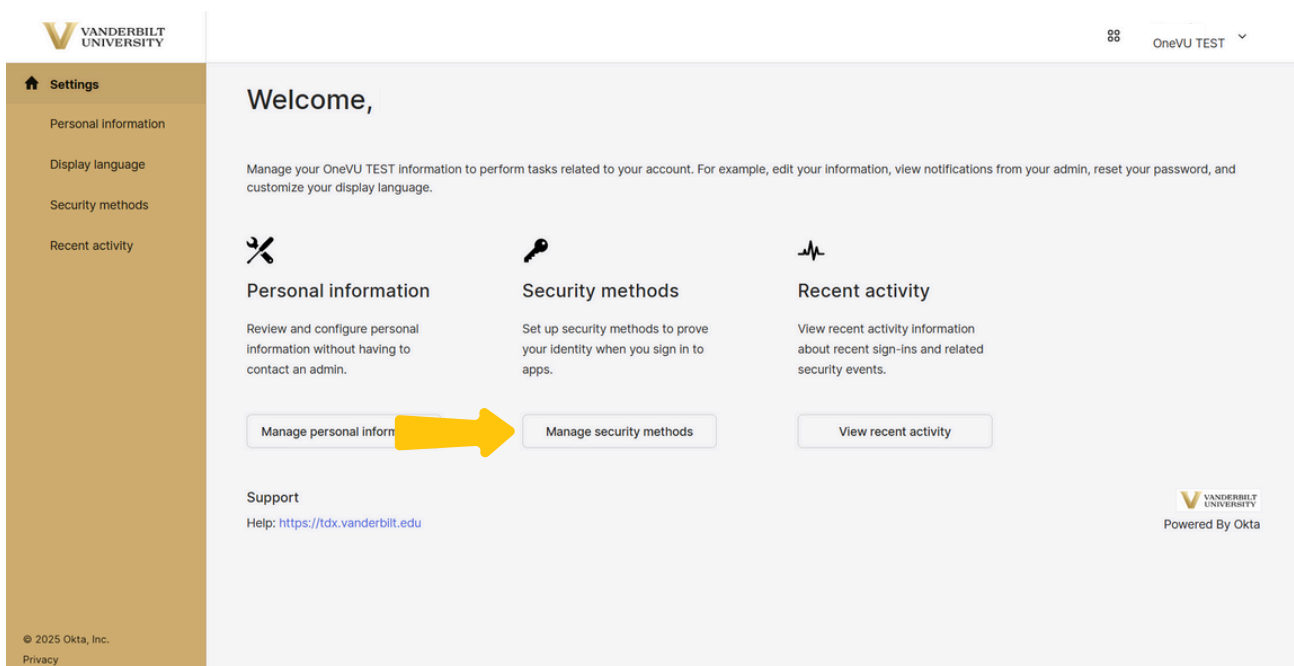
Once logged in to your OneVU dashboard (as seen below) you will click your name in the top right corner for a Menu to pop up.



Then click “My Settings” from the drop down menu.



Select “Manage Security Methods”.



Select “Update” next to Password.

Settings

Personal information

Display language

Security methods

Recent activity

Security methods

Multi-factor authentication ensures only you have access when signing in to Okta and other applications. Manage your security settings below, or contact your help desk.



DUO

+ Set up



Password

Update



Okta Verify

+ Set up another

Meredith Painter's iPhone

Last used 30 minutes ago

Enrolled 35 minutes ago

+ Add nickname

Remove

You will need to re-verify via prompt or security method on your account, and then it will allow you to change your password.