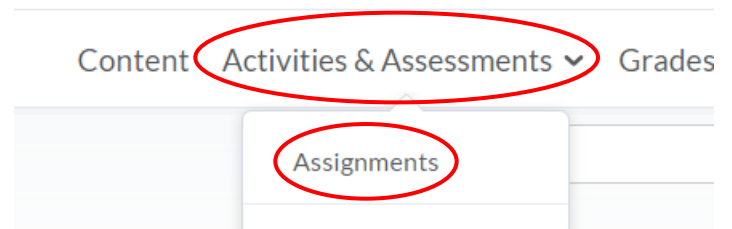




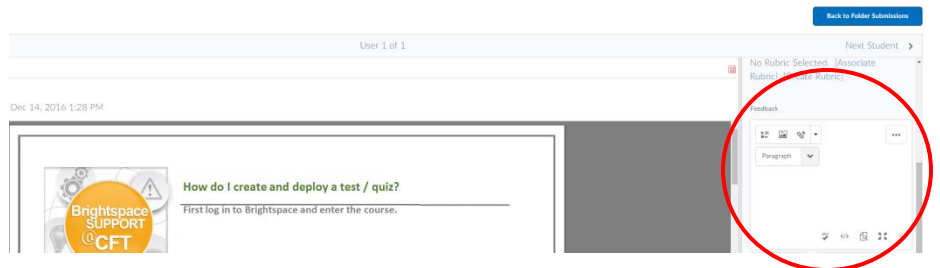
## How do I grade work using Brightspace?

First log in to Brightspace and enter the course.

1. Under **Activities & Assessments**, click **Assignments**. Locate a student submission.

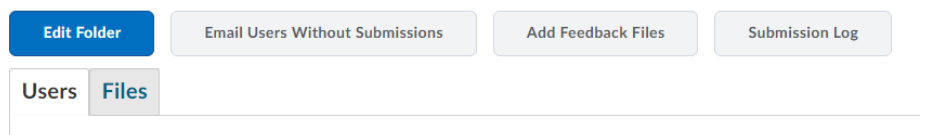


2. Evaluate submissions and leave feedback directly on the **Evaluate Submission** page.



3. Evaluate external submissions and leave feedback in assignment submission folder.

### Folder Submissions - Assignment Folder 1



4. If **OriginalityCheck** is enabled at your organization, you can use the **GradeMark** functionality to add comments, insert inline text, and highlight sections in file submissions directly in Assignments.